



# SHEPHERD INDUSTRIES LTD.

**Corporate Office:** House # 24, Road # 04, Sector # 04, Uttara, Dhaka-1230

Tel: +88-02-7913340, 7913341, 7913342, Fax : +88-02-7913359, 7913360

E-mail : admin@shepherdbd.com, Website : www.shepherdbd.com

Ref: SHEPHERD/BSEC/JAN/2018-05

Dated: January 29, 2018

**The Chairman**

Bangladesh Securities and Exchange Commission  
Securities Commission Bhaban  
E-6/C, Agargaon  
Sher-e-Bangla Nagar Administrative Area  
Dhaka-1207, Bangladesh.

**Subject : Price Sensitive Information (PSI) of Shepherd Industries Limited.**

Dear Sir,

As per Regulation#16(2) of Dhaka Stock Exchange (Listing) Regulations, 2015 on the above mentioned subject, we are pleased to inform you that the Board of Directors of Shepherd Industries Limited in its 96<sup>th</sup> Meeting held on Monday, 29<sup>th</sup> January 2018 during 3.00 P.M to 5.00 P.M at Company's Corporate Office: House # 24, Road # 04, Sector # 04, Uttara, Dhaka-1230 and approved the 2<sup>nd</sup> Quarter Financial Statements (Un-Audited) of the Company for the six months period ended 31<sup>st</sup> December 2017 and took the following decisions:

Particulars	31.12.2017	30.06.2016
Net Asset Value (Tk.)	Tk. 17.10	Tk. 18.34

Particulars	(Jul'17- Dec'17)	(Jul'16- Dec'16)	(Oct'17- Dec'17)	(Oct'16- Dec'16)
Earnings Per Share (EPS)	Tk. 0.42	Tk. 0.30	Tk. 0.19	Tk. 0.12
Net Operating Cash Flow Per Share (NOCFPS)	Tk. 1.96	Tk. 0.18	-	-

This is for your kind information and record.

Yours truly,

**Mohammed Abu Zafar**  
Company Secretary

Copy to:


1. The Managing Director, Dhaka Stock Exchange Limited
2. The Managing Director, Chittagong Stock Exchange Limited

# SHEPHERD INDUSTRIES LIMITED


## Statement of Financial Position (Un-Audited) as on December 31, 2017


	Notes	Amount in Taka 31.12.2017	Amount in Taka 30.06.2017
<b>ASSETS AND PROPERTIES</b>			
<b>Non-Current Assets</b>		<b>1,514,222,649</b>	<b>1,526,266,925</b>
Property, Plant & Equipment	4	1,513,780,976	1,525,712,624
Intangible Asset	5	441,673	554,301
<b>Current Assets</b>		<b>2,930,041,617</b>	<b>3,039,003,195</b>
Inventories	6	1,426,807,237	1,439,369,822
Trade & other Receivables	7	1,227,936,267	1,331,333,393
Advance, Deposits & Prepayments	8	120,627,005	112,899,663
Current a/c with Related Entity	9	-	1,878,800
Cash and Cash Equivalents	10	154,671,108	153,521,517
		<b><u>4,444,264,266</u></b>	<b><u>4,565,270,120</u></b>
<b>EQUITY AND LIABILITIES</b>			
<b>Shareholders' Equity</b>		<b>2,336,139,352</b>	<b>2,277,761,951</b>
Share Capital	11	1,366,265,846	1,242,059,860
Revaluation Reserve	12	541,892,840	545,300,632
Retained Earnings	13	427,980,666	490,401,459
<b>Non-Current Liabilities</b>		<b>132,000,651</b>	<b>132,726,294</b>
Obligation under Finance Lease	14	4,392,802	4,489,374
Deferred Tax liabilities	15	127,607,849	128,236,920
<b>Current Liabilities</b>		<b>1,976,124,263</b>	<b>2,154,781,875</b>
Loan from Shareholders'	16	33,728,933	33,728,933
Trade & other Payables	17	382,332,427	414,878,188
Obligation under Finance Lease-Current Portion	14	4,862,389	4,896,344
Short Term Bank Loan	18	1,365,145,655	1,529,243,947
Outstanding IPO Subscription	19	74,750	637,750
Liabilities for Expenses & Provisions	20	189,980,109	171,396,713
		<b><u>4,444,264,266</u></b>	<b><u>4,565,270,120</u></b>
<b>Net Asset Value (NAV) Per Share</b>		<b><u>17.10</u></b>	<b><u>18.34</u></b>

  
Chief Financial Officer

  
Company Secretary

  
Director

  
Managing Director

  
Chairman

**SHEPHERD INDUSTRIES LIMITED**


**Statement of Profit or Loss and Other Comprehensive Income  
(Un-Audited)**

**For the Six months Period ended December 31, 2017**

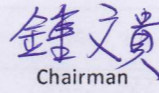
	Notes	Amount in Taka	Amount in Taka	Amount in Taka	Amount in Taka
		01.07.2017	01.07.2016	01.10.2017	01.10.2016
		To 31.12.2017	To 31.12.2016	To 31.12.2017	To 31.12.2016
Revenue	21	1,332,022,313	1,043,808,301	639,631,437	483,532,920
Less: Cost of Sales	22	<u>(1,165,989,780)</u>	<u>(925,746,740)</u>	<u>(559,229,311)</u>	<u>(429,832,932)</u>
Gross Profit		166,032,533	118,061,561	80,402,126	53,699,988
Foreign Currency Gain/(Loss)	23	5,913,038	(6,416,495)	5,067,340	(1,742,390)
Add: Other income	24	7,263,469	3,514,589	4,433,169	1,769,700
Less: Operating Expenses		<u>(33,958,825)</u>	<u>(28,794,126)</u>	<u>(18,915,526)</u>	<u>(14,509,069)</u>
Selling & Distribution Expenses	25	<u>(5,277,139)</u>	<u>(4,464,075)</u>	<u>(2,607,113)</u>	<u>(1,985,009)</u>
Administrative Expenses	26	<u>(28,681,686)</u>	<u>(24,330,051)</u>	<u>(16,308,413)</u>	<u>(12,524,060)</u>
Profit from Operation		145,250,215	86,365,529	70,987,109	39,218,229
Less: Financial Expenses	27	<u>(74,881,745)</u>	<u>(42,955,870)</u>	<u>(39,065,110)</u>	<u>(22,283,845)</u>
Net Profit/ (Loss) before tax		70,368,470	43,409,659	31,921,999	16,934,384
Income Tax Expense:		<u>(12,592,445)</u>	<u>(7,876,732)</u>	<u>(5,963,400)</u>	<u>(3,294,086)</u>
Current Tax	28	<u>(12,620,140)</u>	<u>(6,767,349)</u>	<u>(5,862,855)</u>	<u>(2,043,931)</u>
Deferred Tax Income/(Expenses)		<u>27,695</u>	<u>(1,109,383)</u>	<u>(100,545)</u>	<u>(1,250,155)</u>
Net Profit/ (Loss) after Tax for the period		<u>57,776,025</u>	<u>35,532,927</u>	<u>25,958,599</u>	<u>13,640,298</u>
Basic Earning Per share (Par Value of Tk. 10/- each)	29	<u>0.42</u>	<u>0.30</u>	<u>0.19</u>	<u>0.12</u>

  
Chief Financial Officer

  
Company Secretary

 楊明德  
Director

 馬文通  
Managing Director

 鍾文貴  
Chairman

SHEPHERD INDUSTRIES LIMITED

Statement of Changes in Equity  
(Un-Audited)


For the Six months Period ended December 31, 2017

Particulars	Paid up Capital	Share Money Deposit	Revaluation Reserve	Retained Earnings	Total Equity
Opening balance as on 01-07-2017	1,242,059,860	-	545,300,632	490,401,459	2,277,761,951
Stock Dividend	124,205,986			(124,205,986)	-
Less: Depreciation on revaluation transfer to retained earnings	-	-	(4,009,168)	4,009,168	-
Add/(Less): Deferred Tax Income/(Expenses) during the period	-	-	601,376	-	601,376
Add: Net profit/(loss) for the period	-	-	-	57,776,025	57,776,025
Closing balance on 31 December 2017	1,366,265,846	-	541,892,840	427,980,666	2,336,139,352


Statement of Changes in Equity  
(Un-Audited)

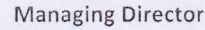
For the Six months Period ended December 31, 2016

Particulars	Paid up Capital	Share Money Deposit	Revaluation Reserve	Retained Earnings	Total Equity
Opening balance as on 01-07-2016	1,042,059,860	-	552,651,670	353,760,682	1,948,472,212
Less: Depreciation on revaluation transfer to retained earnings	-	-	(4,432,673)	4,432,673	-
Add/(Less): Deferred Tax Income/(Expenses) during the period	-	-	664,901	-	664,901
Add: Net profit (Loss) for the period	-	-	-	35,532,927	35,532,927
Closing balance on 31 December 2016	1,042,059,860	-	548,883,898	393,726,282	1,984,670,040

  
Chief Financial Officer

  
Company Secretary

  
Director

  
Managing Director


  
Chairman


**SHEPHERD INDUSTRIES LIMITED**

**Statement of Cash Flows  
(Un-Audited)**

**For the Six months Period ended December 31, 2017**


Particulars	Notes	Amount in Taka	Amount in Taka
		01.07.2017 To 31.12.2017	01.07.2016 To 31.12.2016
<b>A. Cash Flows from Operating Activities</b>			
Received from customers and others		1,469,740,012	1,231,311,879
Payment to Creditors, Suppliers, Employees and Others		(1,174,818,675)	(1,202,560,124)
<b>Cash inflow/(outflow) from operation</b>		<b>294,921,337</b>	<b>28,751,755</b>
Income Tax Paid		(26,712,239)	(9,989,181)
<b>Net cash used in Operating Activities</b>		<b>268,209,098</b>	<b>18,762,574</b>
<b>B. Cash Flows from Investing Activities</b>			
Acquisition of Property, Plant & Equipments		(21,671,561)	(54,953,248)
Proceeds from Sale of Property, Plant & Equipments		-	1,020,000
Investment on FDR		-	232,899
Investment in Share Money Deposit of Taiwan Food and Processing Industries Limited		-	62,000,000
Current a/c with Related Entity		1,878,800	13,221,200
<b>Net cash used in Investing Activities</b>		<b>(19,792,761)</b>	<b>21,520,851</b>
<b>C. Cash Flow from Financing Activities</b>			
Outstanding IPO Subscription		(563,000)	-
Obligation under Finance Lease Received/(Paid)-Net		(130,527)	(865,858)
Short Term Loan Received/(Paid)-Net		(164,098,292)	(15,206,111)
Financial Expenses Paid		(74,881,745)	(42,955,870)
<b>Net cash used in by Financing Activities</b>		<b>(239,673,564)</b>	<b>(59,027,839)</b>
<b>D. Net Increase/(Decrease) in cash and Cash Equivalent</b>		<b>8,742,773</b>	<b>(18,744,414)</b>
<b>E. Cash &amp; Cash Equivalent at beginning at the period</b>		<b>153,521,517</b>	<b>40,654,383</b>
<b>F. Unrealized gain/(loss)</b>		<b>(7,593,182)</b>	<b>-</b>
<b>G. Cash &amp; Cash Equivalent at the end of the period</b>		<b>154,671,108</b>	<b>21,909,969</b>
<b>Net Operating Cash Flow per Share</b>		<b>1.96</b>	<b>0.18</b>

  
Chief Financial Officer

  
Company Secretary

 楊明德  
Director

  
Managing Director

  
Chairman